

## WORKSHOP ON TERRACE GARDENING

### Structural Stability of the Terrace Loading Possibilities

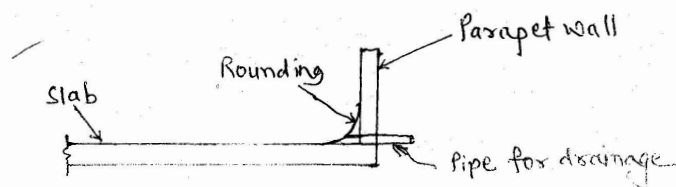
Shrikant Doifode

Vice President, Nagpur Garden Cl  
Retd. Assistant Chief Engineer  
Water Resources Deptt. Nagpu

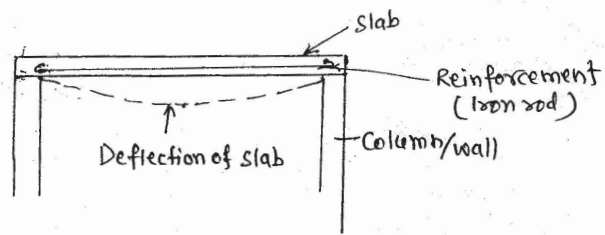
When the building is stable, then only we can think of Terrace Gardening on its terrace. We are putting additional weight on the terrace slab, so the slab and columns should take this additional load. Balconies should be stable to take the additional load of the pots, soil and plants.

Inspection of Building :- Building should be inspected by Civil Engineer, i.e. columns, slabs, joints to see that there are no cracks in columns and slabs. If cracks are there then at present only building is not taking the loads. Slabs should be checked whether water is leaking through slab, are there any wet patches.

Slabs should be water proof. If there is any leakage then the water proofing arrangement should be done. The slab should have slope to drainout the rainwater and the pipe holes should be provided in parapet to drain the water. Joint of slab and wall / parapet wall should be rounded.



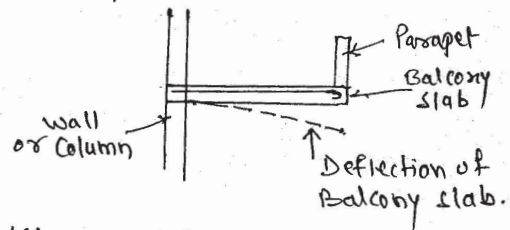
## Precautions in Slabs



Slabs are designed for dead load and live load. Maximum deflection of slab is in the middle portion of the slab.

Hence maximum weight should be kept near the wall and less weight to be kept in central position.

## Precautions in Balcony

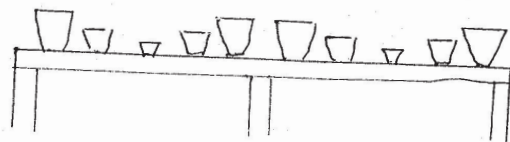


Balconies are cantilever slabs.

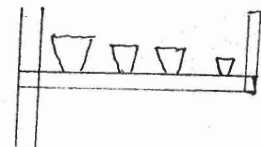
Load is taken at one end only.

So maximum weight to be kept near the wall, and less weight is kept at the outer end/parapet.

## Putting of Plant Containers



ON SLABS



ON BALCONY